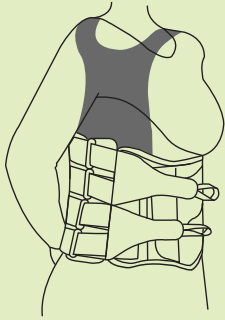







## TLSO KIT



-  Full Profile Anterior Panel
-  DLK- Dorsal Lumbar Kit
-  Posterior Polymer Panel
-  Lateral Panels

**SUGGESTED** L0464 -TLSO w/ATE  
**SUGGESTED** L0462 -TLSO w/DLK  
**SUGGESTED** L0462 - TLSO w/ATE FULL BACK

### (ATE) ANTERIOR THORACIC EXTENSIONS



SIZE	WAIST MEASUREMENT
XS	26" - 32"
SM	30" - 36"
MD	34" - 40"
LG	38" - 44"
XL	42" - 48"
2X	46" - 52"
3X	50" - 56"

**NEW**



## H E I G H T C H A R T

ANTERIOR HEIGHT

POSTERIOR HEIGHT

REHAB & LSO LP: 7 1/2"  
LSO: 9"

REHAB: 12" • LSO LP: 14 1/2"  
LSO: 14 1/2"