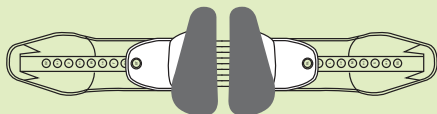


VENUM HYBRID™ One • Size • Fits • All Prefabricated Spinal

Independent Support Panel



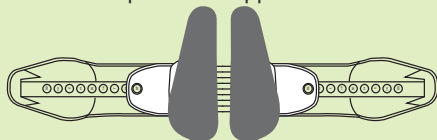
LITE LSO

PDAC APPROVED
L0627 Custom Fitted
L0642 OTS



Central Support Panel

Independent Support Panel



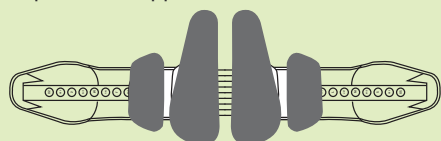
PRO LSO

PDAC APPROVED
L0631 Custom Fitted
L0648 OTS



Central Support Panel

Independent Support Panel with Lateral Panels



X LSO

PDAC APPROVED
L0637 Custom Fitted
L0650 OTS



Central Support Panel with Lateral Panels

TLSO KIT



Full Profile Anterior Panel



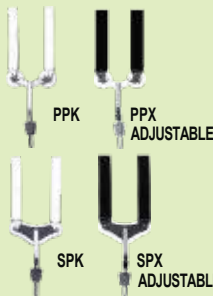
DLK- Dorsal Lumbar Kit



Adjustable Overlapping Lateral Panels

PDAC PENDING
Suggested L0464

(ATE) ANTERIOR
THORACIC
EXTENSIONS



NEW



SIZE	WAIST MEASUREMENT	SIZE	WAIST MEASUREMENT
PANEL FULLY CLOSED: 21" – 24"			
XS:	24" – 26"	XS/S:	26" – 28"
S:	28" – 30"	S/M:	30" – 32"
M:	32" – 34"	M/L:	34" – 36"
L:	36" – 48"	L/XL:	38" – 40"
XL:	40" – 42"	XL/2XL:	42" – 44"
2XL:	44" – 46"	2XL/3XL:	46" – 48"
3XL:	48" – 50"	3XL/4XL:	50" – 52"
4XL:	52" – 54"	4XL/5XL:	54" – 56"
5XL:	56" – 58"		
PANEL FULLY OPEN: 57" – 63"			
ADD EXTENDER PANEL: 63" – 73"			

PRODUCTS & INTELLECTUAL PROPERTY INSURED THROUGH:



MANUFACTURING SPECIALIST