

# Expander ORDER FORM

ORDER TAKEN BY: \_\_\_\_\_



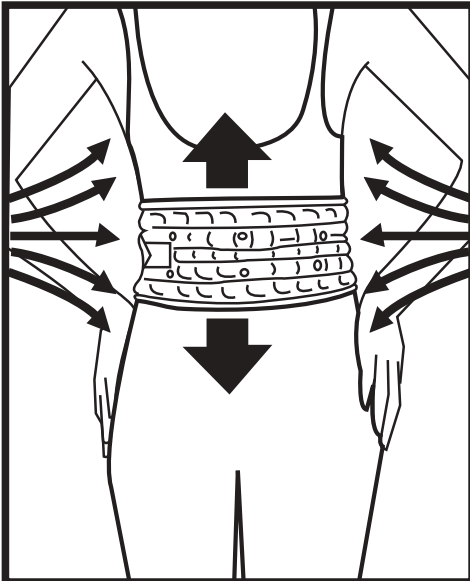
TIME : \_\_\_\_\_

Facility Name \_\_\_\_\_ Account # \_\_\_\_\_ Contact: \_\_\_\_\_

Due Date: \_\_\_\_\_ Ship Via: \_\_\_\_\_ P.O. #: \_\_\_\_\_

Ship to Address: \_\_\_\_\_ City: \_\_\_\_\_

State: \_\_\_\_\_ Zip Code: \_\_\_\_\_ Phone: \_\_\_\_\_ Fax: \_\_\_\_\_ Email: \_\_\_\_\_



**PRODUCT CODE      COMPLETE      BELT ONLY      INSERT ONLY**

EXP500SM			
EXP500MD			
EXP500LG			
EXP500XL			
EXP5002X			
EXP5003X			
EXP500L4X			
EXP500L5X			

**SIZE      WAIST MEASUREMENT**

S	26" - 28"
M	29" - 32"
L	33" - 35"
XL	36" - 38"
2X	39" - 41"
3X	42" - 44"
4X	45" - 48"
5X	48" - 51"

ADDITIONAL AIR PUMPS

Please Fax your order form to **(877) 288-4197** for immediate processing, Thank you!

[WWW.OPTECUSA.COM](http://WWW.OPTECUSA.COM)

Assembled By: \_\_\_\_\_

Inspected By: \_\_\_\_\_

Shipped By: \_\_\_\_\_