

MAINTENANCE AND CARE

- Brace may be worn over a cotton shirt
- Fold the brace and attach the handles near the power units when not in use.
- Before cleaning your brace remove all plastic inserts and panels. Hand wash the fabric with mild soap and cool water. Rinse well and allow the brace to air dry completely in a shaded area. Do not expose the brace to a direct heat source (heater or direct sunlight). Never iron, dry clean or use any substances containing chlorine. Your practitioner knows your medical status and is using the brace as part of your total care. It is important to follow your practitioner's instructions even if they differ from some of the preceding guidelines.

INDICATIONS

- Chronic Back Pain
- Degenerative, Herniated or Bulging Disc
- Spondylolysis
- Spondylolisthesis
- Spinal Stenosis
- Facet Syndrome
- Spinal Instability
- Burst FX
- Pre or Post-Op Spinal Lumbar Stabilization
- Pre or Post-Op Disk Surgery
- Pre or Post-Op Laminectomy



Subscribe to our YouTube channel to see all our fitting instruction videos.
www.youtube.com/OPTECUSA



MANUFACTURING SPECIALIST

OPTEC USA
 975 Progress Circle Lawrenceville GA 30043
 Ph: 1.770.513.7380 • F: 1.770.513.4365
 Ph: 888.982.8181 • F: 877.288.4197
 Email: sales@optecusa.com

www.optecusa.com

FITTING INSTRUCTIONS

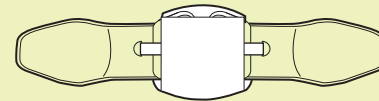


CENTRAL SUPPORT PANEL (CSP)

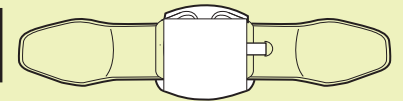
DUAL COMPRESSION CLOSURE (DCC)

SINGLE COMPRESSION CLOSURE (SCC)

VENUM HYBRID LITE CSP

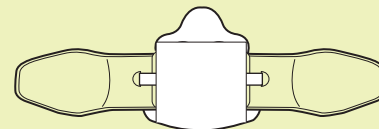


MODEL#: VIPHYBLITELSO-2P1P

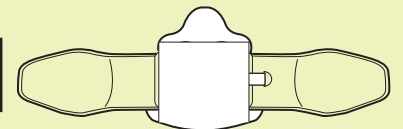


MODEL#: VIPHYBLITELSO-1P1P

VENUM HYBRID PRO CSP

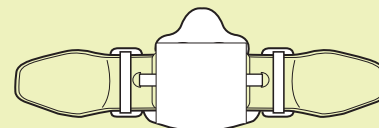


MODEL#: VIPHYBPROLSO-2P1P

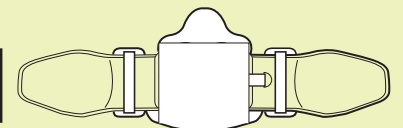


MODEL#: VIPHYBPROLSO-1P1P

VENUM HYBRID X CSP



MODEL#: VIPHYBXLISO-2P1P



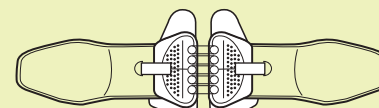
MODEL#: VIPHYBXLISO-1P1P

INDEPENDENT SUPPORT PANELS (ISP)

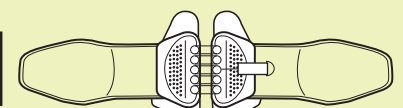
DUAL COMPRESSION CLOSURE (DCC)

SINGLE COMPRESSION CLOSURE (SCC)

VENUM HYBRID LITE ISP

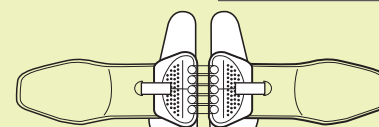


MODEL#: VIPHYBLITELSO-2P2P

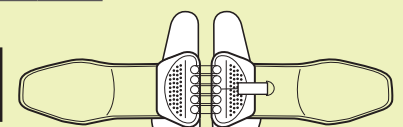


MODEL#: VIPHYBLITELSO-1P2P

VENUM HYBRID PRO ISP

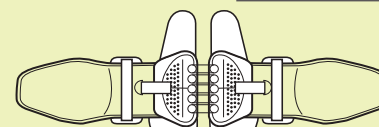


MODEL#: VIPHYBPROLSO-2P2P

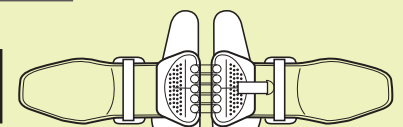


MODEL#: VIPHYBPROLSO-1P2P

VENUM HYBRID X ISP



MODEL#: VIPHYBXLISO-2P2P




MODEL#: VIPHYBXLISO-1P2P



MANUFACTURING SPECIALIST

The Venum® Hybrid is the ultimate one-size-fits-all soft comfort brace for the lumbar-sacral region. Its primary function is to reduce pain, provide support and immobilization to the lumbar-sacral spine. (See indications on the other side).



Sizing Belt

- 1** Detach pull handles off soft panel surface starting point.
- 2** Open clamp on each side and detach panels by pulling up and away from hook surface.
- 3** Set adjustment indicator window over desired size, fold neatly and press down firmly.
- 4** Place belt panels back in clamp and press down firmly.

Fitting Brace

- 5** Place handles back on soft panel surface starting point.
- 6** Pull ends in opposite directions to reset locking mechanism.
- 7** Position brace around your back, with back plastic panel(s) centered on your spine and the curve on back panel directly over your spinal curvature.
- 8** Place left soft belt panel against your abdomen.
- 9** Place right soft belt panel with hook interface over left panel snug and press down firmly.
- 10** Remove reel from pull handle pocket, and decrease or increase length by reeling cable in or out, respectively.
- 11** Pull ergonomic handles, outward to achieve desired compression and fasten onto front soft panel (With desired compression, pull handles end up near midline, otherwise repeat step 10).

Warranty: OPTEC USA products are warranted for free repair or replacement due to manufacturer's defects within 90 days of the date of purchase or the date fitted.

